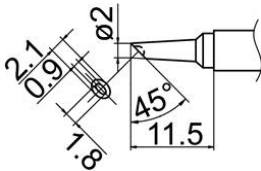


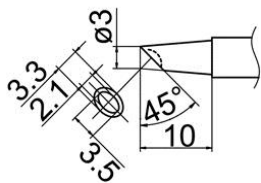
Soldering Tips / Nozzles for FX-950

T12 Series

Shape BCM/CM

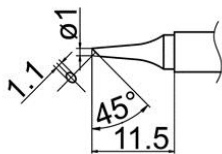


T12-BCM2 Shape-2BC Bevel with indent

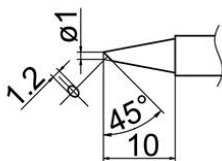


T12-BCM3 Shape-3BC Bevel with indent

Shape BC/C

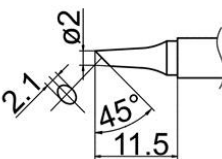


T12-BC1 Shape-1BC

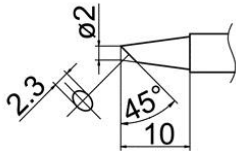


T12-BC1Z Shape-1BC(Z)

Long Life Type

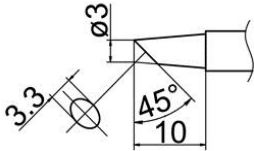


T12-BC2 Shape-2BC

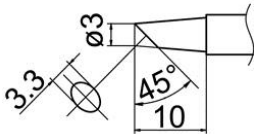


T12-BC2Z Shape-2BC(Z)

Long Life Type

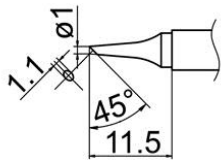


T12-BC3 Shape-3BC



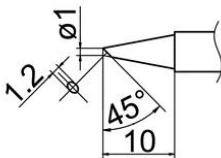
T12-BC3Z Shape-3BC(Z)

Long Life Type



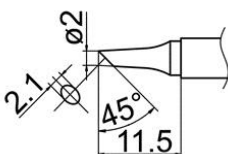
T12-BCF1 Shape-1BC

Tinned cut surface only



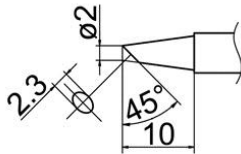
T12-BCF1Z Shape-1BC(Z)

Long Life Type Tinned cut surface only



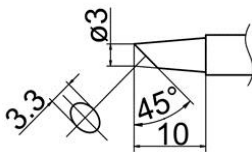
T12-BCF2 Shape-2BC

Tinned cut surface only



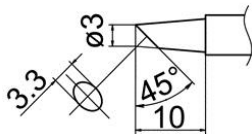
T12-BCF2Z Shape-2BC(Z)

Long Life Type Tinned cut surface only



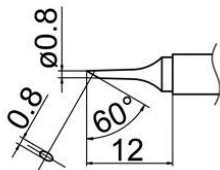
T12-BCF3 Shape-3BC

Tinned cut surface only



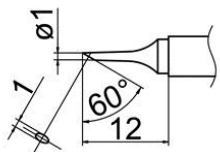
T12-BCF3Z Shape-3BC(Z)

Long Life Type Tinned cut surface only

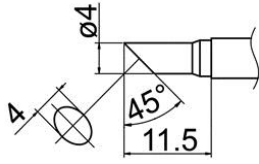


T12-C08 Shape-0.8C

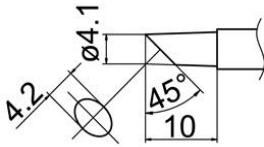
For narrow pitch with tall chips around.



T12-C1 Shape-1C

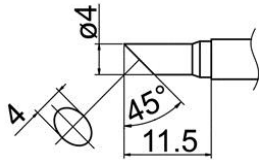


T12-C4 Shape-4C



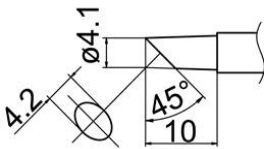
T12-C4Z Shape-4C(Z)

Long Life Type



T12-CF4 Shape-4C

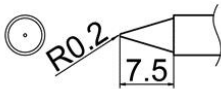
Tinned cut surface only



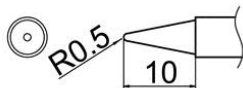
T12-CF4Z Shape-4C(Z)

Long Life Type Tinned cut surface only

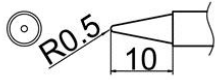
Shape B



T12-B Shape-B



T12-B2 Shape-0.5B



T12-B2Z Shape-0.5B(Z)

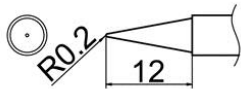
Long Life Type



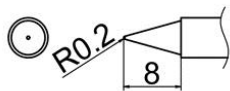
T12-B3 Shape-0.7B



T12-B4 Shape-0.4B

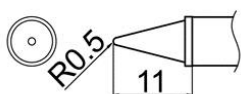


T12-BL Shape-BL



T12-BZ Shape-B(Z)

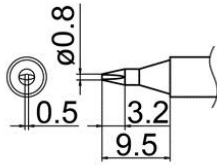
Long Life Type



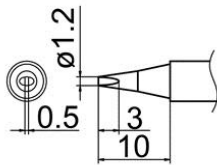
T12-WB2 Shape-0.5WB

Heavy Duty Type

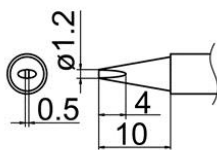
Shape D



T12-D08 Shape-0.8D

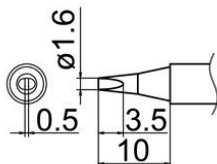


T12-D12 Shape-1.2D

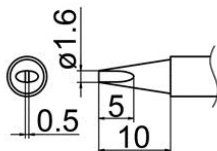


T12-D12Z Shape-1.2D(Z)

Long Life Type

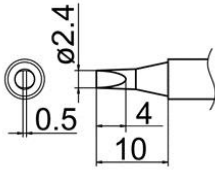


T12-D16 Shape-1.6D

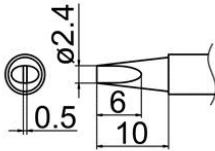


T12-D16Z Shape-1.6D(Z)

Long Life Type

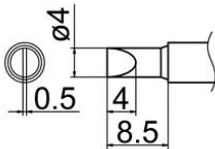


T12-D24 Shape-2.4D

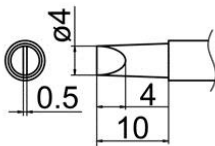


T12-D24Z Shape-2.4D(Z)

Long Life Type

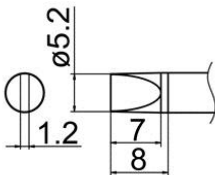


T12-D4 Shape-4D

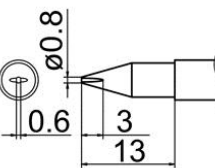


T12-D4Z Shape-4D(Z)

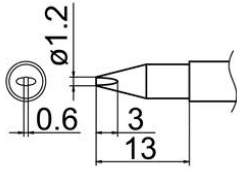
Long Life Type



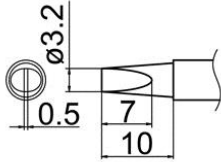
T12-D52 Shape-5.2D



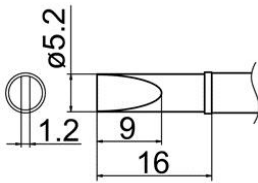
T12-DL08 Shape-0.8DL



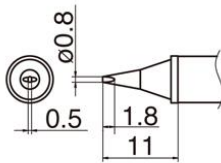
T12-DL12 Shape-1.2DL



T12-DL32 Shape-3.2DL

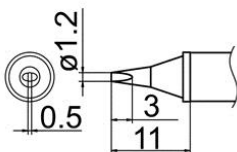


T12-DL52 Shape-5.2DL



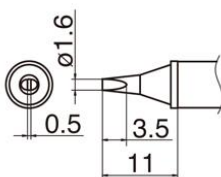
T12-WD08 Shape-0.8WD

Heavy Duty Type



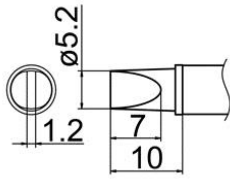
T12-WD12 Shape-1.2WD

Heavy Duty Type



T12-WD16 Shape-1.6WD

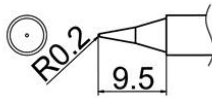
Heavy Duty Type



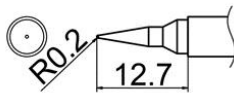
T12-WD52 Shape-5.2WD

Heavy Duty Type

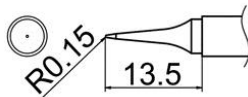
Shape I



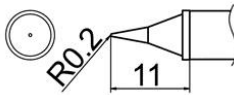
T12-I Shape-I



T12-IL Shape-IL



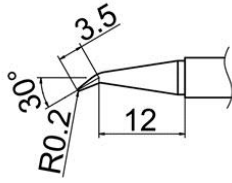
T12-ILS Shape-ILS



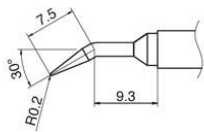
T12-WI Shape-WI

Heavy Duty Type

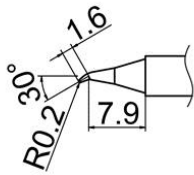
Shape J



T12-J02 Shape-0.2J

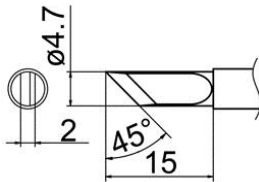


T12-JL02 Shape-0.2JL

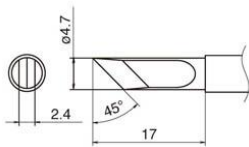


T12-JS02 Shape-0.2JS

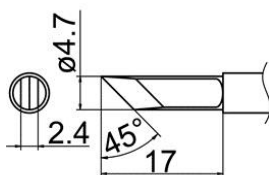
Shape K



T12-K Shape-K

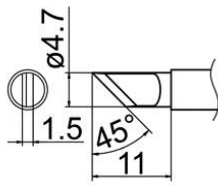


T12-KF Shape-KF



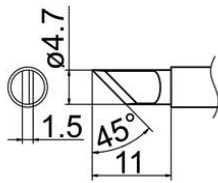
T12-KFZ Shape-KF(Z)

Long Life Type



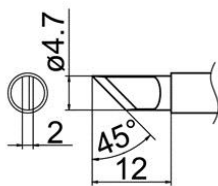
T12-KL Shape-KL

For drag soldering for left-handed.



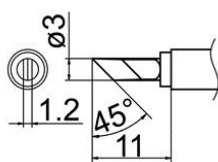
T12-KR Shape-KR

For drag soldering for right-handed.



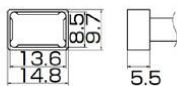
T12-KRZ Shape-KR(Z)

Long Life Type



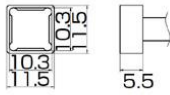
T12-KU Shape-KU

SMD Type: Shape Quad



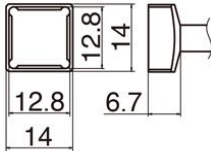
T12-1201 Quad

SMD TypeSize 13.6 x 8.5



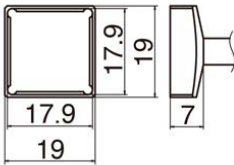
T12-1202 Quad

SMD TypeSize 10.3 x 10.3



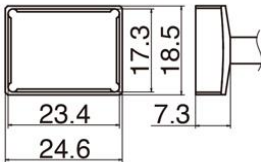
T12-1203 Quad

SMD TypeSize 12.8 x 12.8



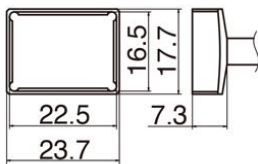
T12-1204 Quad

SMD TypeSize 17.9 x 17.9



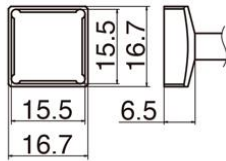
T12-1205 Quad

SMD TypeSize 23.4 x 17.3



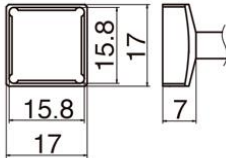
T12-1206 Quad

SMD TypeSize 22.5 x 16.5



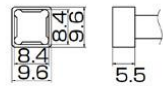
T12-1207 Quad

SMD TypeSize 15.5 x 15.5



T12-1208 Quad

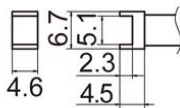
SMD TypeSize 15.8 x 15.8



T12-1209 Quad

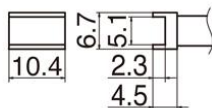
SMD TypeSize 8.4 x 8.4

SMD Type: Shape Tunnel



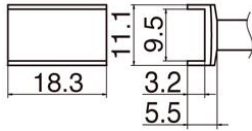
T12-1001 Tunnel

SMD TypeSize 5.1 x 4.6



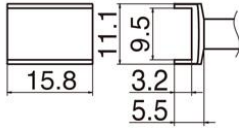
T12-1002 Tunnel

SMD TypeSize 5.1 x 10.4



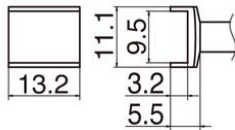
T12-1003 Tunnel

SMD TypeSize 9.5 x 18.3



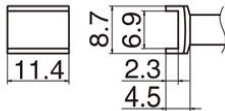
T12-1004 Tunnel

SMD TypeSize 9.5 x 15.8



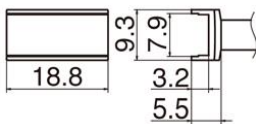
T12-1005 Tunnel

SMD TypeSize 9.5 x 13.2



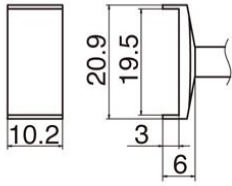
T12-1006 Tunnel

SMD TypeSize 6.9 x 11.4



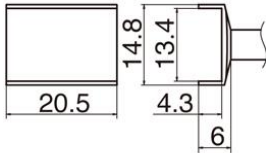
T12-1007 Tunnel

SMD TypeSize 7.9 x 18.8



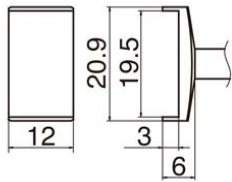
T12-1008 Tunnel

SMD TypeSize 19.5 x 10.2



T12-1009 Tunnel

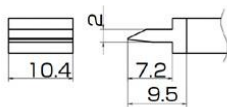
SMD TypeSize 13.4 x 20.5



T12-1010 Tunnel

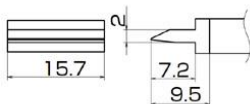
SMD TypeSize 19.5 x 12

SMD Type: Shape Spatula



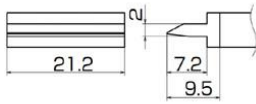
T12-1401 Spatula

SMD TypeSize 10.4



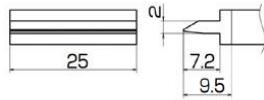
T12-1402 Spatula

SMD TypeSize 15.7



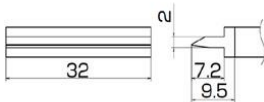
T12-1403 Spatula

SMD TypeSize 21.2



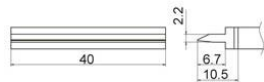
T12-1404 Spatula

SMD TypeSize 25



T12-1405 Spatula

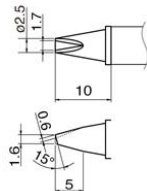
SMD TypeSize 32



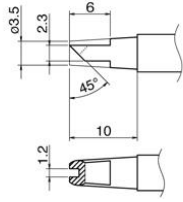
T12-1406 Spatula

SMD TypeSize 40

Shape Concave



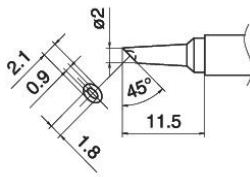
T12-1610 Concave



T12-1612 Concave

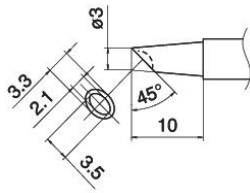
T15 Series

Shape BCM/CM



T15-BCM2 Shape-2BC Bevel with indent

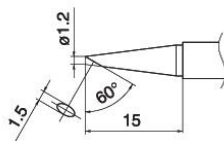
Special Applications Type



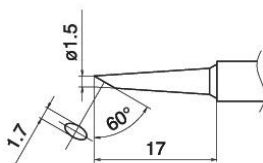
T15-BCM3 Shape-3BC Bevel with indent

Special Applications Type

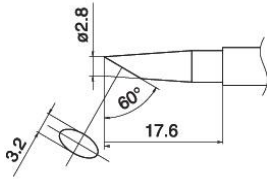
Shape BC/C



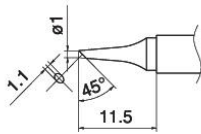
T15-BC12 Shape-1.2BC



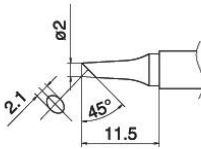
T15-BC15 Shape-1.5BC



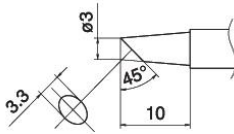
T15-BC28 Shape-2.8BC



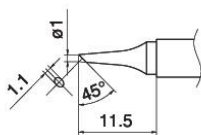
T15-BC1 Shape-1BC



T15-BC2 Shape-2BC

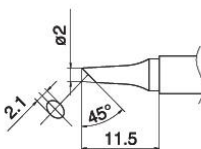


T15-BC3 Shape-3BC



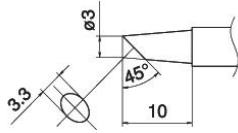
T15-BCF1 Shape-1BC

Tinned cut surface only



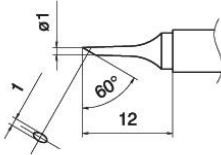
T15-BCF2 Shape-2BC

Tinned cut surface only

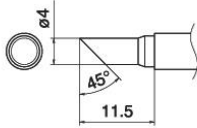


T15-BCF3 Shape-3BC

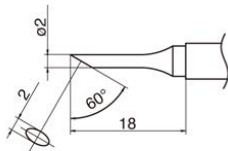
Tinned cut surface only



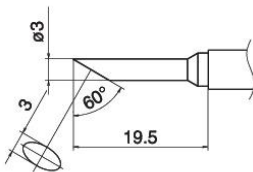
T15-C1 Shape-1C



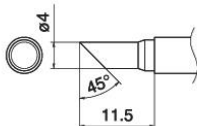
T15-C4 Shape-4C



T15-CF2 Shape-2C

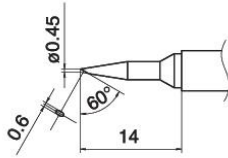


T15-CF3 Shape-3C



T15-CF4 Shape-4C

Tinned cut surface only



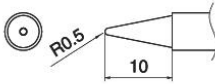
T15-SBC04 Shape-0.4SBC

Narrow-pitch Soldering Type (Shape S)

Shape B



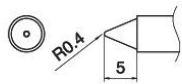
T15-B Shape-B



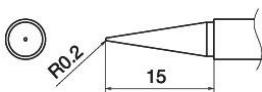
T15-B2 Shape-0.5B



T15-B3 Shape-0.7B

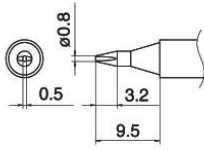


T15-B4 Shape-0.4B

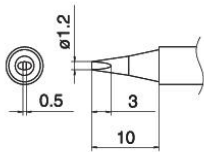


T15-BLL Shape-BL Long

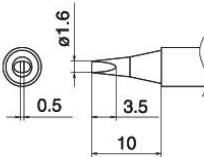
Shape D



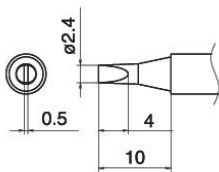
T15-D08 Shape-0.8D



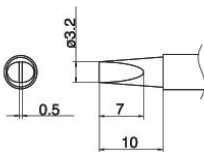
T15-D12 Shape-1.2D



T15-D16 Shape-1.6D

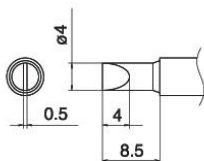


T15-D24 Shape-2.4D

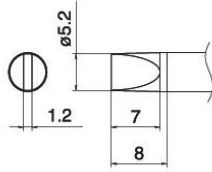


T15-DL32 Shape-3.2D Long

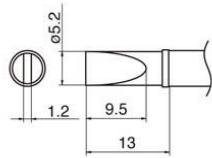
Just joined as standard tip.



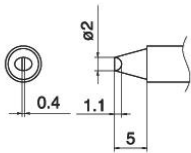
T15-D4 Shape-4D



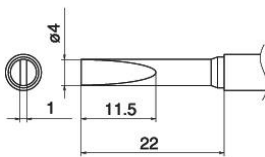
T15-D52 Shape-5.2D



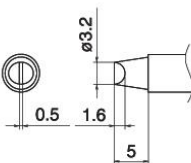
T15-DL52 Shape-5.2D Long



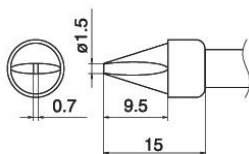
T15-D2 Shape-2D



T15-DL4 Shape-4D Long

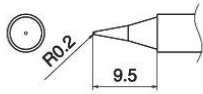


T15-D32 Shape-3.2D

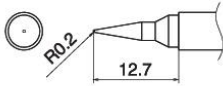


T15-XD15 Shape-1.5XD

Shape I



T15-I Shape-I

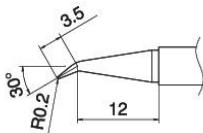


T15-IL Shape-IL

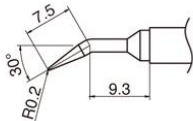


T15-ILS Shape-ILS

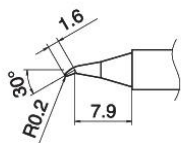
Shape J



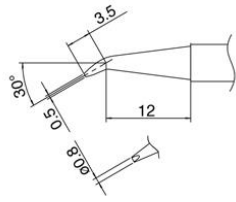
T15-J02 Shape-0.2J (Shape-0.2RSB)



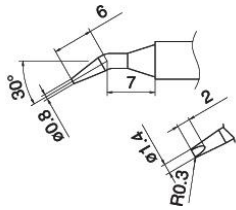
T15-JL02 Shape-0.2JL (Shape-0.2RLB)



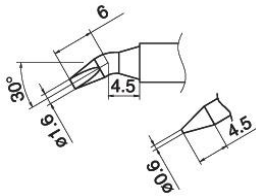
T15-JS02 Shape-0.2JS (Shape-0.2RSSB)



T15-JD08 Shape-0.8JD

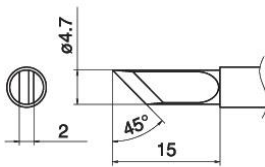


T15-JD14 Shape-1.4JD

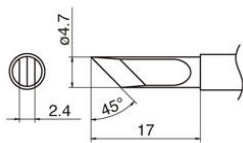


T15-JD16 Shape-1.6JD

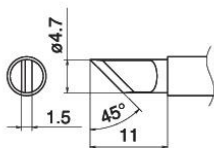
Shape K



T15-K Shape-K

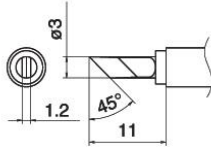


T15-KF Shape-KF



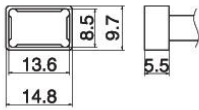
T15-KL Shape-KL

For drag soldering for left-handed.



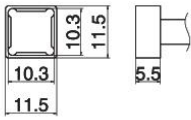
T15-KU Shape-KU

SMD Type: Shape Quad



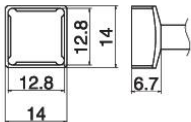
T15-1201 Quad

SMD TypeSize 13.6 x 8.5



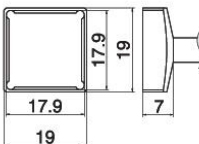
T15-1202 Quad

SMD TypeSize 10.3 x 10.3



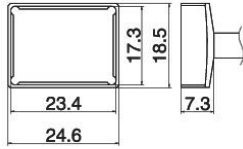
T15-1203 Quad

SMD TypeSize 12.8 x 12.8



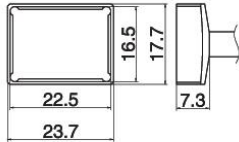
T15-1204 Quad

SMD TypeSize 17.9 x 17.9



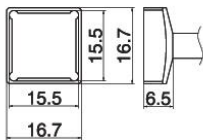
T15-1205 Quad

SMD TypeSize 23.4 x 17.3



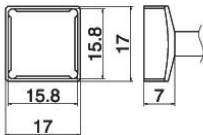
T15-1206 Quad

SMD TypeSize 22.5 x 16.5



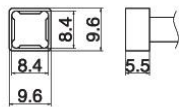
T15-1207 Quad

SMD TypeSize 15.5 x 15.5



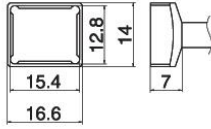
T15-1208 Quad

SMD TypeSize 15.8 x 15.8



T15-1209 Quad

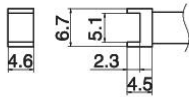
SMD TypeSize 8.4 x 8.4



T15-1210 Quad

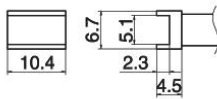
SMD TypeSize 15.4 x 12.8

SMD Type: Shape Tunnel



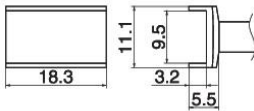
T15-1001 Tunnel

SMD TypeSize 5.1 x 4.6



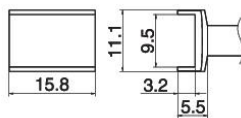
T15-1002 Tunnel

SMD TypeSize 5.1 x 10.4



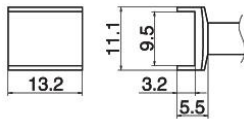
T15-1003 Tunnel

SMD TypeSize 9.5 x 18.3



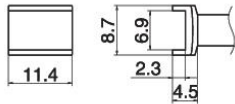
T15-1004 Tunnel

SMD TypeSize 9.5 x 15.8



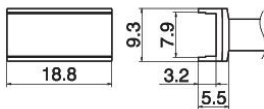
T15-1005 Tunnel

SMD TypeSize 9.5 x 13.2



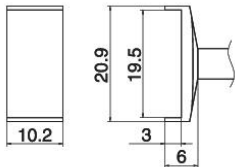
T15-1006 Tunnel

SMD TypeSize 6.9 x 11.4



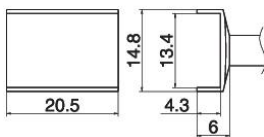
T15-1007 Tunnel

SMD TypeSize 7.9 x 18.8



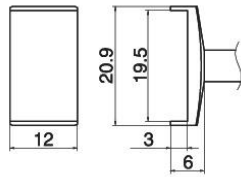
T15-1008 Tunnel

SMD TypeSize 19.5 x 10.2



T15-1009 Tunnel

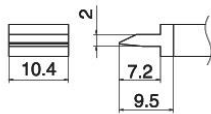
SMD TypeSize 13.4 x 20.5



T15-1010 Tunnel

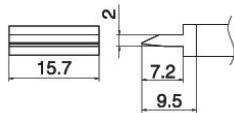
SMD TypeSize 19.5 x 12

SMD Type: Shape Spatula



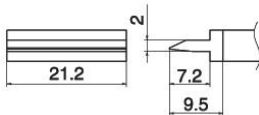
T15-1401 Spatula

SMD TypeSize 10.4



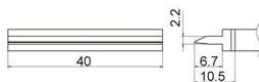
T15-1402 Spatula

SMD TypeSize 15.7



T15-1403 Spatula

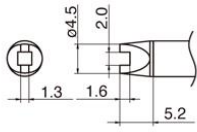
SMD TypeSize 21.2



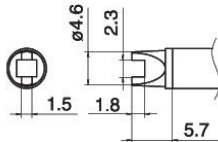
T15-1406 Spatula

SMD TypeSize 40

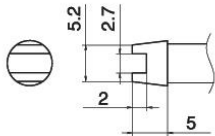
Shape R



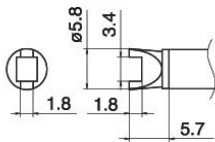
T15-R20 Shape-2.0R



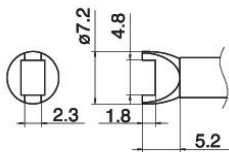
T15-R23 Shape-2.3R



T15-R27 Shape-2.7R

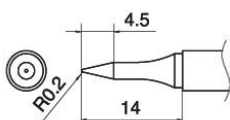


T15-R34 Shape-3.4R



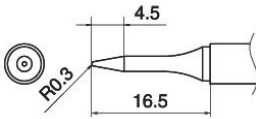
T15-R48 Shape-4.8R

Shape SB



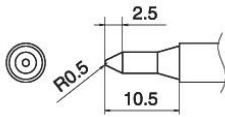
T15-SB02 Shape-0.2SB

Narrow-pitch Soldering Type (Shape S)



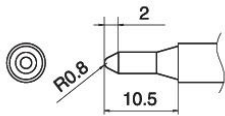
T15-SB03 Shape-0.3SB

Narrow-pitch Soldering Type (Shape S)



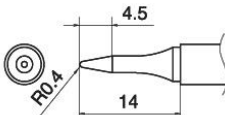
T15-SB05 Shape-0.5SB

Narrow-pitch Soldering Type (Shape S)



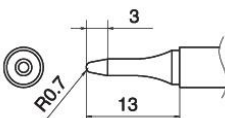
T15-SB08 Shape-0.8SB

Narrow-pitch Soldering Type (Shape S)



T15-SBS04 Shape-0.4SBS

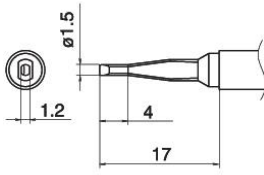
Narrow-pitch Soldering Type (Shape S)



T15-SBS07 Shape-0.7SBS

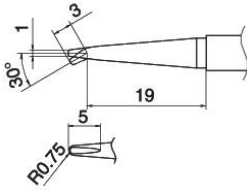
Narrow-pitch Soldering Type (Shape S)

Special Applications Type



T15-1603 Shape-Long reach chisel

Special Applications Type



T15-1605 Shape-Long reach bent chisel

Special Applications Type